

 **TRIANGLE TIRE**
Make your Move



Triangle® Off-the-Road Tires Product Guide

A Global Leader in Off-The-Road (OTR) Tires

One of the largest OTR tire manufacturers worldwide, Triangle Tire is now providing high-quality radial and bias tires to American construction, industrial, aggregates and mining companies.

As a global supplier to Caterpillar and other prestigious heavy equipment manufacturers, the quality of Triangle OTR tires is well proven. This outstanding product quality comes with very competitive pricing . . . a combination that is hard to beat.

Triangle Tire USA offers a comprehensive line-up of OTR radials in the small, large, mobile crane, industrial, underground mining and surface mining applications, as well as a selection of OTR bias tires in the most popular sizes and applications.





We're Here for You

With well-respected OTR tire experts in the field and a customer service department that goes the extra mile, the sale is just the beginning as far as we are concerned; We're interested in building long-term, mutually beneficial relationships with our customers.

This support includes a strong warranty . . . any Triangle OTR tire that becomes unserviceable due to a defect in workmanship or material during the life of the original usable tread will be reimbursed to the owner on a prorated basis.

RADIAL TIRES

SMALL RADIAL	2 - 11
TB515 TB516 TB516S TB536 TB596 TB598S TL528 TL538S+ TL559S+ TM518	
LARGE RADIAL	12 - 16
TB526S TB566S TB598 TB535S+ TL568+	
MOBILE CRANE RADIAL	17 - 18
TB586 TB589	
INDUSTRIAL RADIAL	19
TL558S	
UNDERGROUND MINING RADIAL	20 - 21
TSMS TSMS+	
SURFACE MINING RADIAL	22 - 24
TB526s TB599 TL588	

BIAS TIRES

SMALL BIAS	26 - 30
TL502 TL508 TL516 TL558 TL612	
LARGE BIAS	31 - 32
TL510 TL520	
SPECIALIZED BIAS	33 - 36
TR128 TR139 TB812 TB822	
UNDERGROUND MINING BIAS	37
L-5S	



RADIAL TIRES



TB515

G-2 / L-2



Radial Tire with Outstanding Traction for Applications on Uneven Terrain

- Non-directional aggressive tread design delivers exceptional traction and stability
- Deep non-skid for long tread life
- Shoulder and sidewall intersection offers enhanced resistance to damage

PRODUCT CODE	TIRE SIZE	LOAD SYMBOL	INDUSTRY CODE	OVERALL DIAMETER [INCH]	OVERALL WIDTH [INCH]	STATIC LOAD RADIUS [INCH]	TREAD DEPTH [INCH]	MINIMUM DUAL SPACING [INCH]	RIM WIDTH & FLANGE	TT / TL	TMPH [T1]	TMPH [T2]	TMPH [T3]
10135150080	14.00R24		G-2	53.9	14.8		32	17.7	10.00VA	TL			
10135150801	17.5R25		L-2	53.1	17.5	24	34		14.00/1.5	TL			
10135150431	20.5R25		L-2	58.8	20.5	26.3	38		17.00/2.0	TL			



TB516

E-3 / L-3



Versatile Radial Tire for Loaders, Dozers and other Equipment

- Wide aggressive tread design for excellent handling, outstanding traction and lateral adhesion
- Robust shoulder and enhanced sidewall offer great resistance to damage and aggression
- Tough casing construction for enhanced impact and cut resistance support

PRODUCT CODE	TIRE SIZE	LOAD SYMBOL	INDUSTRY CODE	OVERALL DIAMETER [INCH]	OVERALL WIDTH [INCH]	STATIC LOAD RADIUS [INCH]	TREAD DEPTH [INCH]	MINIMUM DUAL SPACING [INCH]	RIM WIDTH & FLANGE	TT / TL	TMPH [T1]	TMPH [T2]	TMPH [T3]
10135160011	17.5R25		L-3	53.1	17.5	23.6	33		14.00/1.5	TL			
10135160011	17.5R25		E-3	53.1	17.5	23.6	33		14.00/1.5	TL	75	96	116
10135160041	20.5R25		L-3	58.8	20.5	25.8	38		17.00/2.0	TL			
10135160041	20.5R25		E-3	58.8	20.5	25.8	38		17.00/2.0	TL	82	103	130
10135160111	23.5R25		L-3	63.7	23.5	28.3	40.3		19.50/2.5	TL			
10135160111	23.5R25		E-3	63.7	23.5	28.3	40.3		19.50/2.5	TL	99	116	158
10135160341	26.5R25		L-3	68.9	26.5	30.5	44.1		22.00/3.0	TL			
10135160341	26.5R25		E-3	68.9	26.5	30.5	44.1		22.00/3.0	TL	106	130	164
10135160971	29.5R25		L-3	73.8	29.5	31.8	47.9		25.00/3.5	TL			
10135160971	29.5R25		E-3	73.8	29.5	32.6	47.9		25.00/3.5	TL	123	158	199
10135160531	29.5R29		E-3	77.8	29.5	31.8	47.9		25.00/3.5	TL			
10135160531	29.5R29		L-3	77.8	29.5	34.5	47.9		25.00/3.5	TL	123	158	199

TB516S

E-4



Radial Haulage Tire with Excellent Durability

- Wide aggressive tread design for excellent handling, outstanding traction and lateral adhesion
- Robust shoulder and enhanced sidewall offer great resistance to damage in harsh environments
- Tough casing construction for enhanced impact and cut resistance support

PRODUCT CODE	TIRE SIZE	LOAD SYMBOL	INDUSTRY CODE	OVERALL DIAMETER [INCH]	OVERALL WIDTH [INCH]	STATIC LOAD RADIUS [INCH]	TREAD DEPTH [INCH]	MINIMUM DUAL SPACING [INCH]	RIM WIDTH & FLANGE	TT / TL	TMPH [T1]	TMPH [T2]	TMPH [T3]
10135161951	14.00R24	★★★	E-4	55.8	14.8		45	17.7	10.00W	TL	58	72	89
10135161291	14.00R25	★★★	E-4	55.8	14.8		45	17.7	10.00/1.5	TL	58	72	89
10135161920	18.00R25	★★★	E-4	65.9	19.6	29.4	57	23.1	13.00/2.5	TL			



TB536

E-2



Radial Haulage Tire with Excellent Durability

- Non-directional aggressive tread design delivers outstanding traction and stability
- Unique compound for enhanced cut resistance and long tread life
- Tough radial construction for cooler running and comfortable ride

PRODUCT CODE	TIRE SIZE	LOAD SYMBOL	INDUSTRY CODE	OVERALL DIAMETER [INCH]	OVERALL WIDTH [INCH]	STATIC LOAD RADIUS [INCH]	TREAD DEPTH [INCH]	MINIMUM DUAL SPACING [INCH]	RIM WIDTH & FLANGE	TT / TL	TMPH [T1]	TMPH [T2]	TMPH [T3]
10135360391	14.00R24	★★★	E-2	53.9	14.8		32	17.7	10.00W	TL	75	96	116
10135360031	14.00R25	★★★	E-2							TL			

WINTER

TB596

G-2 / L-2



All-season Radial Tire with Exceptional Traction on Snow and Ice Surfaces

- Aggressive lug design with intensive sipes offers maximum handling in snow and ice conditions
- Wide, non-directional tread pattern for all-season use
- Unique compound to improve treadwear
- Tough construction for enhanced tread life

PRODUCT CODE	TIRE SIZE	LOAD SYMBOL	INDUSTRY CODE	OVERALL DIAMETER [INCH]	OVERALL WIDTH [INCH]	STATIC LOAD RADIUS [INCH]	TREAD DEPTH [INCH]	MINIMUM DUAL SPACING [INCH]	RIM WIDTH & FLANGE	TT / TL	TMPH [T1]	TMPH [T2]	TMPH [T3]
10135961141	14.00R24	★	G-2	53.9	14.8		32		10.00VA	TL			
10135961171	17.5R25	★★	L-2	53.1	17.5		35		14.00/1.5	TL			
10135961201	20.5R25	★	G-2	58.8	20.5		39		17.00/2.0	TL			
10135961202	20.5R25	★★	L-2	58.8	20.5		39		17.00/2.0	TL			



TB598S

E-4



Radial Tire Providing Excellent Traction and Exceptional Reliability

- Aggressive self-cleaning tread pattern for excellent traction, flotation and long tread life
- Rugged shoulder design for enhanced sidewall protection
- Unique compound for long original tread life and efficient fuel economy
- Tough casing construction for enhanced impact and penetration resistance

PRODUCT CODE	TIRE SIZE	LOAD SYMBOL	INDUSTRY CODE	OVERALL DIAMETER [INCH]	OVERALL WIDTH [INCH]	STATIC LOAD RADIUS [INCH]	TREAD DEPTH [INCH]	MINIMUM DUAL SPACING [INCH]	RIM WIDTH & FLANGE	TT / TL	TMPH [T1]	TMPH [T2]	TMPH [T3]
10135981051	23.5R25	★★	E-4	65.9	23.5	28.3	59		19.50/2.5	TL	79	92	127
10135981341	26.5R25	★★	E-4	70.8	26.5		68		22.00/3.0	TL	86	103	134
10135981111	29.5R25	★★	E-4	75.6	29.5	33.7	72		25.00/3.5	TL	92	120	154

TL528

E-3 / L-3



Excellent Traction Radial Tire with Outstanding Performance on Soft Muddy Terrain

- Open lug design for excellent traction and maneuverability
- Unique tread pattern for enhanced self-cleaning performance
- Tough construction for enhanced impact resistance

PRODUCT CODE	TIRE SIZE	LOAD SYMBOL	INDUSTRY CODE	OVERALL DIAMETER [INCH]	OVERALL WIDTH [INCH]	STATIC LOAD RADIUS [INCH]	TREAD DEPTH [INCH]	MINIMUM DUAL SPACING [INCH]	RIM WIDTH & FLANGE	TT / TL	TMPH [T1]	TMPH [T2]	TMPH [T3]
10135280830	23.5R25	★★	L-3	63.7	23.5	28.3	50		19.50/2.5	TL			
10135280830	23.5R25	★★	E-3	63.7	23.5	28.3	50		19.50/2.5	TL	103	130	158



TL538S+

L-5



Excellent Radial Tire for Difficult Operating Conditions

- Aggressive open tread pattern for excellent grip and powerful traction
- Uniform groove depth for outstanding traction throughout the life of the tire
- Rugged shoulder design for enhanced stability and improved sidewall protection

PRODUCT CODE	TIRE SIZE	LOAD SYMBOL	INDUSTRY CODE	OVERALL DIAMETER [INCH]	OVERALL WIDTH [INCH]	STATIC LOAD RADIUS [INCH]	TREAD DEPTH [INCH]	MINIMUM DUAL SPACING [INCH]	RIM WIDTH & FLANGE	TT / TL	TMPH [T1]	TMPH [T2]	TMPH [T3]
10135380791	20.5R25	★★	L-5	61.0	20.5	25.8	88		17.00/2.0	TL			
10135380011	23.5R25	★★	L-5	65.9	23.5	28.3	97		19.50/2.5	TL			
10135380641	26.5R25	★★	L-5	70.8	26.5	29.4	108		22.00/3.0	TL			
10135380501	29.5R25	★★	L-5	75.6	29.5	31.8	118		25.00/3.5	TL			

TL559S+

L-5



Robust Radial Tire for Severe Conditions

- Extra deep tread for long tread life and enhanced traction and flotation
- Massive buttressed shoulders for enhanced resistance to damage
- Unique compound and heavy duty casing for extra protection

PRODUCT CODE	TIRE SIZE	LOAD SYMBOL	INDUSTRY CODE	OVERALL DIAMETER [INCH]	OVERALL WIDTH [INCH]	STATIC LOAD RADIUS [INCH]	TREAD DEPTH [INCH]	MINIMUM DUAL SPACING [INCH]	RIM WIDTH & FLANGE	TT / TL	TMPH [T1]	TMPH [T2]	TMPH [T3]
10135590151	23.5R25	★★	L-5	65.9	23.5	29.1	103		19.50/2.5	TL			
10135590021	26.5R25	★★	L-5	70.8	26.5	29.8	113		22.00/3.0	TL			
10135590291	29.5R25	★★	L-5	75.6	29.5	31.8	126		25.00/3.5	TL			

TM518

L-2



Excellent Value Radial for Uneven Hard Surfaces

- Continuous center tread for better contact pressure distribution to improve tread wear
- Massive shoulder blocks for improved toughness and enhanced sidewall protection
- Unique compound for improved resistance to cut and tear

PRODUCT CODE	TIRE SIZE	LOAD SYMBOL	INDUSTRY CODE	OVERALL DIAMETER [INCH]	OVERALL WIDTH [INCH]	STATIC LOAD RADIUS [INCH]	TREAD DEPTH [INCH]	MINIMUM DUAL SPACING [INCH]	RIM WIDTH & FLANGE	TT / TL	TMPH [T1]	TMPH [T2]	TMPH [T3]
10135180301	23.5R25	★★	L-2	63.7	23.5	28.3	38		19.50/2.5	TL			



TB526S

E-4



Radial Haulage Tire Providing Outstanding Traction and Long, Even Tread Wear

- Deep lug pattern provides even pressure distribution, which increases mobility and optimizes traction
- Buttressed shoulder lugs offer enhanced resistance to sidewall cutting and also improved self-cleaning
- Rugged tread design and unique compound for long even wear
- Radial construction for enhanced treadwear and comfortable ride

PRODUCT CODE	TIRE SIZE	LOAD SYMBOL	INDUSTRY CODE	OVERALL DIAMETER [INCH]	OVERALL WIDTH [INCH]	STATIC LOAD RADIUS [INCH]	TREAD DEPTH [INCH]	MINIMUM DUAL SPACING [INCH]	RIM WIDTH & FLANGE	TT / TL	TMPH [T1]	TMPH [T2]	TMPH [T3]
10135260621	18.00R33	★★	E-4	73.9	19.6	33.1	64	23.1	13.00/2.5	TL	110	130	185
10135260650	21.00R33	★★	E-4	78.8	22.5	36	66	27.6	15.00/3.0	TL	130	158	206
10135260211	21.00R35	★★	E-4	80.8	22.5		76	27.6	15.00/3.0	TL	158	192	250
10135260521	24.00R35	★★	E-4	85.6	25.7		82	31.3	17.00/3.5	TL	192	240	267

TB566S

E-4



Excellent Value Radial for Uneven Hard Surfaces

- Unbroken tread in the center with deep grooves for reduced vibration and enhanced stability
- Reinforced shoulder design offers large contact on the ground for outstanding stability
- Strong sidewall for extra protection against abrasions and damages

PRODUCT CODE	TIRE SIZE	LOAD SYMBOL	INDUSTRY CODE	OVERALL DIAMETER [INCH]	OVERALL WIDTH [INCH]	STATIC LOAD RADIUS [INCH]	TREAD DEPTH [INCH]	MINIMUM DUAL SPACING [INCH]	RIM WIDTH & FLANGE	TT / TL	TMPH [T1]	TMPH [T2]	TMPH [T3]
10135660900	18.00R33	★★	E-4	73.9	19.6	34.1	67	23.1	13.00/2.5	TL			



TB598

E-3 / L-3



Excellent Traction Radial with Exceptional Reliability in Haulage Applications

- Aggressive self-cleaning tread pattern for excellent traction, flotation and long tread life
- Rugged shoulder design for enhanced sidewall protection
- Unique compound for long original tread life and efficient fuel economy
- Tough casing construction for enhanced impact and penetration resistance

PRODUCT CODE	TIRE SIZE	LOAD SYMBOL	INDUSTRY CODE	OVERALL DIAMETER [INCH]	OVERALL WIDTH [INCH]	STATIC LOAD RADIUS [INCH]	TREAD DEPTH [INCH]	MINIMUM DUAL SPACING [INCH]	RIM WIDTH & FLANGE	TT / TL	TMPH [T1]	TMPH [T2]	TMPH [T3]
10135980891	750/65R25	★★	E-3	63.4	29.7		53		24.00/3.0	TL	89	130	171
10135980501	775/65R29	★★	L-3	63.4	29.7		53		24.00/3.0	TL			
10135980501	775/65R29	★★	E-3	68.7	30.4		55		24.00/3.5	TL	134	161	223
10135980541	875/65R29	★★	E-3	73.5	34.2	32.5	63		28.00/3.5	TL	158	195	247

TB535S+

L-5



Robust Radial Tire for Maximum Protection in Severe Conditions

- Extra deep tread for long tread life and enhanced traction and flotation
- Massive buttressed shoulders for enhanced resistance to damage
- Unique compound and heavy duty casing for extra protection

PRODUCT CODE	TIRE SIZE	LOAD SYMBOL	INDUSTRY CODE	OVERALL DIAMETER [INCH]	OVERALL WIDTH [INCH]	STATIC LOAD RADIUS [INCH]	TREAD DEPTH [INCH]	MINIMUM DUAL SPACING [INCH]	RIM WIDTH & FLANGE	TT / TL	TMPH [T1]	TMPH [T2]	TMPH [T3]
10135350011	35/65R33	★★	L-5	81.8	35.0		120		28.00/3.5	TL			

TL568+

E-3



Radial Tire for Mid-size Scrapers with Enhanced Traction

- Open tread design with large blocks for outstanding traction
- Enhanced shoulder for improved protection in tough environments
- Special formulated tread compound for long original tread life
- Tough construction for enhanced impact and cut resistance support

PRODUCT CODE	TIRE SIZE	LOAD SYMBOL	INDUSTRY CODE	OVERALL DIAMETER [INCH]	OVERALL WIDTH [INCH]	STATIC LOAD RADIUS [INCH]	TREAD DEPTH [INCH]	MINIMUM DUAL SPACING [INCH]	RIM WIDTH & FLANGE	TT / TL	TMPH [T1]	TMPH [T2]	TMPH [T3]
10135680730	33.25R29	★★	E-3	82.3	33.3		55		27.00/3.5	TL	212	267	336



TB586

E-2



High Speed Mobile Crane Tire for On and Off Highway Applications

- Aggressive and self cleaning tread design for outstanding traction in tough off-road conditions
- Unique compound and tread design offers high-speed capability while minimizing fuel consumption
- Radial construction improves treadwear and ride comfort

PRODUCT CODE	TIRE SIZE	LOAD SYMBOL	INDUSTRY CODE	OVERALL DIAMETER [INCH]	OVERALL WIDTH [INCH]	STATIC LOAD RADIUS [INCH]	TREAD DEPTH [INCH]	MINIMUM DUAL SPACING [INCH]	RIM WIDTH & FLANGE	TT / TL	TMPH [T1]	TMPH [T2]	TMPH [T3]
10135860241	14.00R24 (385/95R24 170E ROAD)	★★★	E-2	53.9	14.8	24.7	28	17.7	10.00W	TT	86	110	134
10135860221	14.00R25 (385/95R25 170E ROAD)	★★★	E-2	53.9	14.8	24.6	28	17.7	10.00/1.5	TL	86	110	134
10135860181	16.00R25 (445/95R25 177E ROAD)	★★★	E-2	58.8	17.0	26.9	30	20.2	11.25/2.0	TL	113	144	175



TB589

E-2



High Speed Mobile Crane Tire for On and Off Highway Applications

- Aggressive tread design for outstanding traction
- Unique compound and tread design offers high-speed capability while minimizing fuel consumption
- Radial construction improves treadwear and ride comfort

PRODUCT CODE	TIRE SIZE	LOAD SYMBOL	INDUSTRY CODE	OVERALL DIAMETER [INCH]	OVERALL WIDTH [INCH]	STATIC LOAD RADIUS [INCH]	TREAD DEPTH [INCH]	MINIMUM DUAL SPACING [INCH]	RIM WIDTH & FLANGE	TT / TL	TMPH [T1]	TMPH [T2]	TMPH [T3]
10135890611	18.00R25 (505/95R25 186E ROAD)	★★★	E-2	63.7	19.6		27	23.1	13.00/2.5	TL	137	164	206



TL558S

E-4



Traction Radial Tire for Container Handling Equipment

- Deeper tread for long wear and enhanced traction
- Unique compound for long tread life and advanced tear resistance
- Radial construction improves treadwear and softer ride

PRODUCT CODE	TIRE SIZE	LOAD SYMBOL	INDUSTRY CODE	OVERALL DIAMETER [INCH]	OVERALL WIDTH [INCH]	STATIC LOAD RADIUS [INCH]	TREAD DEPTH [INCH]	MINIMUM DUAL SPACING [INCH]	RIM WIDTH & FLANGE	TT / TL	TMPH [T1]	TMPH [T2]	TMPH [T3]
10135581611	16.00R25	★★★	E-4	61.0	17.0		64	20.2	11.25/2.0	TL			
10135581291	18.00R25	★★★	E-4	65.9	19.6		68	23.1	13.00/2.5	TL	58	72	89

TSMS

L-4S



Smooth Extra Tread Radial Loader Tire for Severe Operating Conditions

- Smooth tread design eliminates tearing, delivers smooth ride and longer wear
- Unique compound for long tread life and advanced cut resistance
- Radial construction improves treadwear and cool running

PRODUCT CODE	TIRE SIZE	LOAD SYMBOL	INDUSTRY CODE	OVERALL DIAMETER [INCH]	OVERALL WIDTH [INCH]	STATIC LOAD RADIUS [INCH]	TREAD DEPTH [INCH]	MINIMUM DUAL SPACING [INCH]	RIM WIDTH & FLANGE	TT / TL	TMPH [T1]	TMPH [T2]	TMPH [T3]
1013SMS0390	16.00R25	★★	L-4S	61	17	26	64	20.2	11.25/2.0	TL			



TSMS+

L-5S



Smooth Super Extra Tread Radial Loader Tire for Severe Operating Conditions

- Super extra deep tread depth offers maximum wear
- Smooth tread design eliminates tearing, delivers smooth ride and longer wear
- Unique compound for long tread life and advanced cut resistance
- Radial construction improves treadwear and cool running

PRODUCT CODE	TIRE SIZE	LOAD SYMBOL	INDUSTRY CODE	OVERALL DIAMETER [INCH]	OVERALL WIDTH [INCH]	STATIC LOAD RADIUS [INCH]	TREAD DEPTH [INCH]	MINIMUM DUAL SPACING [INCH]	RIM WIDTH & FLANGE	TT / TL	TMPH [T1]	TMPH [T2]	TMPH [T3]
1013SMS1940	18.00R25	★★	L-5S	65.9	19.6		101	23.1	13.00/2.5	TL			
1013SMS1850	26.5R25	★★	L-5S	70.8	26.5		118		22.00/3.0	TL			



TB526S

E-4



Radial Haulage Tire for Outstanding Traction and Long Even Tread Wear

- Deep lug pattern provides even pressure distribution, increases mobility and optimizes traction
- Buttressed shoulder lugs offers enhanced resistance to sidewall cutting and also improves self-cleaning
- Rugged tread design and unique compound for long even wear
- Radial construction for enhanced treadwear and comfortable ride

PRODUCT CODE	TIRE SIZE	LOAD SYMBOL	INDUSTRY CODE	OVERALL DIAMETER [INCH]	OVERALL WIDTH [INCH]	STATIC LOAD RADIUS [INCH]	TREAD DEPTH [INCH]	MINIMUM DUAL SPACING [INCH]	RIM WIDTH & FLANGE	TT / TL	TMPH [T1]	TMPH [T2A]	TMPH [T2B]	TMPH [T2C]	TMPH [T3]
10135260490	27.00R49	★★	E-4	106.4	29		93		19.50/4.0	TL	216	236	298	329	384

NOTE: Compound & Application

COMPOUND CODE	COMPOUND DESCRIPTION	APPLICATION CHARACTERISTICS
T1	Abrasion resistant	Slow speed, highest wear, hot running
T2A	Hybrid A	Medium speed, higher wear, medium heat
T2B	Standard	Normal speed, medium wear, average heat
T2C	Hybrid C	Higher speed, fast wear, cool running
T3	Heat Resistant	Highest speed, faster wear, coolest running

Operation job MPH must not exceed rated MPH of each compound



TB599

E-4



Long Lasting Tire for Severe Mine and Quarry Conditions

- Deep tread combined with sturdy shoulder and sidewall provide outstanding protection
- Choice of application-specific compound for exceptional performance
- Unique tread design and deep tread deliver an improvement in tire life

PRODUCT CODE	TIRE SIZE	LOAD SYMBOL	INDUSTRY CODE	OVERALL DIAMETER [INCH]	OVERALL WIDTH [INCH]	STATIC LOAD RADIUS [INCH]	TREAD DEPTH [INCH]	MINIMUM DUAL SPACING [INCH]	RIM WIDTH & FLANGE	TT / TL	TMPH [T1]	TMPH [T2A]	TMPH [T2B]	TMPH [T2C]	TMPH [T3]
10135990360	36.00R51	★★	E-4	127.3	38.9		126		26.00/5.0	TL	332	449	562	620	668
10135990370	37.00R57	★★	E-4	135.4	40.0		126		27.00/6.0	TL	377	469	589	651	736
10135990040	40.00R57	★★	E-4	141.5	43.2		126		29.00/6.0	TL	411	575	719	791	815
10135990460	46/90R57	★★	E-4	141.5	46.0		126		29.00/6.0	TL	428	599	750	825	891

NOTE: Compound & Application

COMPOUND CODE	COMPOUND DESCRIPTION	APPLICATION CHARACTERISTICS
T1	Abrasion resistant	Slow speed, highest wear, hot running
T2A	Hybrid A	Medium speed, higher wear, medium heat
T2B	Standard	Normal speed, medium wear, average heat
T2C	Hybrid C	Higher speed, fast wear, cool running
T3	Heat Resistant	Highest speed, faster wear, coolest running

Operation job TMPH must not exceed rated TMPH of each compound



TL588

E-4



E-4 Tire for Rigid Dump Trucks

- Massive tread pattern and deep tread depth to optimize life
- Choice of application-specific compound for exceptional performance
- Radial construction improves tread wear and reduces running temperature

PRODUCT CODE	TIRE SIZE	LOAD SYMBOL	INDUSTRY CODE	OVERALL DIAMETER [INCH]	OVERALL WIDTH [INCH]	STATIC LOAD RADIUS [INCH]	TREAD DEPTH [INCH]	MINIMUM DUAL SPACING [INCH]	RIM WIDTH & FLANGE	TT / TL	TMPH [T1]	TMPH [T2A]	TMPH [T2B]	TMPH [T2C]	TMPH [T3]
10135880330	33.00R51	★★	E-4	120.5	35.2		105		24.00/5.0	TL	240	284	356	394	476

NOTE: Compound & Application

COMPOUND CODE	COMPOUND DESCRIPTION	APPLICATION CHARACTERISTICS
T1	Abrasion resistant	Slow speed, highest wear, hot running
T2A	Hybrid A	Medium speed, higher wear, medium heat
T2B	Standard	Normal speed, medium wear, average heat
T2C	Hybrid C	Higher speed, fast wear, cool running
T3	Heat Resistant	Highest speed, faster wear, coolest running

Operation job TMPH must not exceed rated TMPH of each compound



BIAS TIRES



TL502

E-3



Bias Traction Tire for Dozers

- Non-directional tread design for excellent traction and stability
- Unique compound for long original tread life and advanced cut resistance
- Tough construction for enhanced impact and cut resistance support

PRODUCT CODE	TIRE SIZE	LOAD SYMBOL	INDUSTRY CODE	OVERALL DIAMETER [INCH]	OVERALL WIDTH [INCH]	STATIC LOAD RADIUS [INCH]	TREAD DEPTH [INCH]	MINIMUM DUAL SPACING [INCH]	RIM WIDTH & FLANGE	TT / TL	TMPH [T1]	TMPH [T2]	TMPH [T3]
10115020780	15.5-25	12PR	E-3	50.2	15.6		32		12.00/1.3	TL			



TL508

E-2



Bias Traction Tire for Use in Varied Applications

- Optimized tread design for traction in soft soil
- Open shoulder grooves for improved traction and less slippage
- Unique compound for long original tread life and advanced cut resistance
- Tough construction for enhanced impact and cut resistance performance

PRODUCT CODE	TIRE SIZE	LOAD SYMBOL	INDUSTRY CODE	OVERALL DIAMETER [INCH]	OVERALL WIDTH [INCH]	STATIC LOAD RADIUS [INCH]	TREAD DEPTH [INCH]	MINIMUM DUAL SPACING [INCH]	RIM WIDTH & FLANGE	TT / TL	TMPH [T1]	TMPH [T2]	TMPH [T3]
10115080091	14.00-24	12PR	E-2	53.1	14.2		32		8.0TG	TL			
10115080660	15.5-25	12PR	E-2	50.2	15.6		32		12.00/1.3	TL			
10115080321	17.5-25	16PR	E-2	53.1	17.5		32		14.00/1.5	TL			
10115080580	20.5-25	16PR	E-2	58.7	20.5		36		17.00/2.0	TL			
10115080000	23.5-25	16PR	E-2	63.6	23.4		38		19.50/2.5	TL			

TL516

L-3



Multi-use Bias Tire for Rough Terrain Applications

- Optimized tread design offers outstanding traction
- Unique compound for overall treadwear improvement
- Tough bias construction to help improve impact and cut resistance

PRODUCT CODE	TIRE SIZE	LOAD SYMBOL	INDUSTRY CODE	OVERALL DIAMETER [INCH]	OVERALL WIDTH [INCH]	STATIC LOAD RADIUS [INCH]	TREAD DEPTH [INCH]	MINIMUM DUAL SPACING [INCH]	RIM WIDTH & FLANGE	TT / TL	TMPH [T1]	TMPH [T2]	TMPH [T3]
10115162580	23.5-25	16PR	L-3	63.6	23.5		40		19.50/2.5	TT			

TL558

E-3



Multi-use Bias Tire Providing Greater Mobility

- Open pattern tread design for enhanced traction in off road conditions
- Unique compound to improve overall treadwear and cost per hour
- Tough bias construction for improved impact and cut resistance

PRODUCT CODE	TIRE SIZE	LOAD SYMBOL	INDUSTRY CODE	OVERALL DIAMETER [INCH]	OVERALL WIDTH [INCH]	STATIC LOAD RADIUS [INCH]	TREAD DEPTH [INCH]	MINIMUM DUAL SPACING [INCH]	RIM WIDTH & FLANGE	TT / TL	TMPH [T1]	TMPH [T2]	TMPH [T3]
10115580970	13.00-25	28PR	E-3	51.2	13.8		31	16.7	10.00/1.5	TT			
10115580150	14.00-25	28PR	E-3	53.9	14.8		32	17.7	10.00/2.0	TT			
10115580690	14.00-24	28PR	E-3	53.9	14.8		38	17.7	10.00	TT			
10115580510	21.00-35	36PR	E-3	78.9	22.4		57	27.6	15.00/3.0	TL			



TL612

E-3 / L-3 / L-4



Excellent Value, Multi-use Bias Tire for Rough Terrain

- Wide tread width improves mobility and offers a more comfortable ride
- Unique compound to improve overall treadwear and cost per hour
- Tough construction for enhanced impact resistance

PRODUCT CODE	TIRE SIZE	LOAD SYMBOL	INDUSTRY CODE	OVERALL DIAMETER [INCH]	OVERALL WIDTH [INCH]	STATIC LOAD RADIUS [INCH]	TREAD DEPTH [INCH]	MINIMUM DUAL SPACING [INCH]	RIM WIDTH & FLANGE	TT / TL	TMPH [T1]	TMPH [T2]	TMPH [T3]
10116120170	14.00-24	24PR	E-3	53.9	14.8		38	17.7	10.00VA (SDC)	TT			
10116120780	16.00-25	28PR	E-3	58.9	16.9		38	20.2	11.25/2.0	TL			
10116120782	16.00-25	28PR	E-3	58.9	16.9		38	20.2	11.25/2.0	TT			
10116120840	17.5-25	16PR	L-3	53.1	17.5		33		14.00/1.5	TL			
10116120842	17.5-25	16PR	L-3	53.1	17.5		32		14.00/1.5	TT			
10116120770	18.00-25	32PR	E-3	63.6	19.7		40	23.1	13.00/2.5	TL			
10116120772	18.00-25	32PR	E-3	63.6	19.7		40	23.1	13.00/2.5	TT			
10116120030	20.5-25	20PR	L-3	58.7	20.5		36		17.00/2.0	TL			
10116120032	20.5-25	20PR	L-3	58.7	20.5		37		17.00/2.0	TT			
10116120000	23.5-25	20PR	L-3	63.6	23.4		40		19.50/2.5	TL			
10116120002	23.5-25	20PR	L-3	63.6	23.4		40		19.50/2.5	TT			
10116120580	26.5-25	32PR	L-3	68.9	26.6		44		22.00/3.0	TL			
10116120050	26.5-25	28PR	L-4	70.9	26.6		68		22.00/3.0	TL			
10116120940	29.5-25	28PR	L-3	73.8	29.5		54		25.00/3.5	TL			
10116120300	29.5-29	28PR	L-3	77.8	29.5		54		25.00/3.5	TL			



TL510

E-3 / E-4



Traction Bias Tire with Longer Wear

- Solid centerline section for longer wear and smooth ride
- Deep tread for long wear and improved traction
- Unique compound for long original tread life and advanced cut resistance
- Tough construction for enhanced impact and cut resistance support

PRODUCT CODE	TIRE SIZE	LOAD SYMBOL	INDUSTRY CODE	OVERALL DIAMETER [INCH]	OVERALL WIDTH [INCH]	STATIC LOAD RADIUS [INCH]	TREAD DEPTH [INCH]	MINIMUM DUAL SPACING [INCH]	RIM WIDTH & FLANGE	TT / TL	TMPH [T1]	TMPH [T2]	TMPH [T3]
10115100100	18.00-25	40PR	E-4	65.9	19.7		68	23.1	13.00/2.5	TL			
10115100150	18.00-33	32PR	E-4	71.7	19.7		69	23.1	13.00/2.5	TL			
10115100300	24.00-35	42PR	E-3	83.7	25.8		57	31.3	17.00/3.5	TL			
10115100400	27.00-49	48RP	E-3	106.3	28.9		79	35.1	19.50/4.0	TL			



TL520

L-5



Bias Tire with Super Deep Tread for Enhanced Wear and Traction

- Super extra deep tread depth offers maximum wear
- Unique compound for long original tread life and advanced tear resistance
- Tough construction for enhanced impact and cut resistance support

PRODUCT CODE	TIRE SIZE	LOAD SYMBOL	INDUSTRY CODE	OVERALL DIAMETER [INCH]	OVERALL WIDTH [INCH]	STATIC LOAD RADIUS [INCH]	TREAD DEPTH [INCH]	MINIMUM DUAL SPACING [INCH]	RIM WIDTH & FLANGE	TT / TL	TMPH [T1]	TMPH [T2]	TMPH [T3]
10115200580	45/65-45	58PR	L-5	107.7	44.9		146		36.00/4.5	TL			

TR128

E-7



Maximum Mobility Tire for Use in Soft, Fine Grain Sand

- Wide footprint and even wear rib design for minimum sinkage and adequate traction
- Unique compound for enhanced performance
- Tough construction for robust support in all wheel positions

PRODUCT CODE	TIRE SIZE	LOAD SYMBOL	INDUSTRY CODE	OVERALL DIAMETER [INCH]	OVERALL WIDTH [INCH]	STATIC LOAD RADIUS [INCH]	TREAD DEPTH [INCH]	MINIMUM DUAL SPACING [INCH]	RIM WIDTH & FLANGE	TT / TL	TMPH [T1]	TMPH [T2]	TMPH [T3]
10111280880	66×44.00-25	20PR	E-7	67.0	44.0		13		36.0TH	TL			

TR139

E-7



Mobility Tire for Use in Soft, Fine Grain Sand

- Even wear rib design for minimum sinkage and adequate traction
- Unique compound for enhanced performance
- Tough construction for robust support in all wheel positions

PRODUCT CODE	TIRE SIZE	LOAD SYMBOL	INDUSTRY CODE	OVERALL DIAMETER [INCH]	OVERALL WIDTH [INCH]	STATIC LOAD RADIUS [INCH]	TREAD DEPTH [INCH]	MINIMUM DUAL SPACING [INCH]	RIM WIDTH & FLANGE	TT / TL	TMPH [T1]	TMPH [T2]	TMPH [T3]
10111390820	21.00-25	16PR	E-7	66.3	22.4		18		15.00/3.0	TL			
10111390970	27.25-21	16PR	E-7	59.4	27		20		19.50/1.5	TL			

TB812

R-3 / E-7



Multi-use Mobility Tire for On / Off Road Applications

- All purpose tread design for a balance of traction and even wear
- Unique compound for enhanced performance on multiple surfaces
- Tough construction for robust support in all wheel positions

PRODUCT CODE	TIRE SIZE	LOAD SYMBOL	INDUSTRY CODE	OVERALL DIAMETER [INCH]	OVERALL WIDTH [INCH]	STATIC LOAD RADIUS [INCH]	TREAD DEPTH [INCH]	MINIMUM DUAL SPACING [INCH]	RIM WIDTH & FLANGE	TT / TL	TMPH [T1]	TMPH [T2]	TMPH [T3]
10118120111	23.1-26	12PR	R-3	62.2	23.1		35		DW20	TL			
10118120780	24-21	14PR	E-7	53.9	24		23		18.0/1.5	TT			

TB822

E-7



Mobility Tire for On / Off Road Applications

- All purpose tread design for a balance of traction and even wear
- Footprint offers smooth and comfortable ride
- Tough construction for robust support in all wheel positions

PRODUCT CODE	TIRE SIZE	LOAD SYMBOL	INDUSTRY CODE	OVERALL DIAMETER [INCH]	OVERALL WIDTH [INCH]	STATIC LOAD RADIUS [INCH]	TREAD DEPTH [INCH]	MINIMUM DUAL SPACING [INCH]	RIM WIDTH & FLANGE	TT / TL	TMPH [T1]	TMPH [T2]	TMPH [T3]
10118220990	23.1-26	14PR	E-7	59.1	23.4		19		DW20	TT			

L-5S

L-5S









Super Smooth Extra Tread Bias Loader Tire for Severe Operating Conditions

- Super extra deep tread depth offers maximum wear
- Smooth tread design eliminates tearing, delivers smooth ride and longer wear
- Unique compound for long tread life and advanced cut resistance
- Tough construction for enhanced impact and cut resistance support

PRODUCT CODE	TIRE SIZE	LOAD SYMBOL	INDUSTRY CODE	OVERALL DIAMETER [INCH]	OVERALL WIDTH [INCH]	STATIC LOAD RADIUS [INCH]	TREAD DEPTH [INCH]	MINIMUM DUAL SPACING [INCH]	RIM WIDTH & FLANGE	TT / TL	TMPH [T1]	TMPH [T2]	TMPH [T3]
1011L5S0950	18.00-25	40PR	L-5S	65.9	19.7		99	23.1	13.00/2.5	TL			

APPLICATION GUIDE

APPLICATION	EQUIPMENT	RADIAL	BIAS
DUMP TRUCK	 RIGID DUMP TRUCK	TB516S TB526S TB566S	TL510 TL558 TL612
	 ARTICULATED DUMP TRUCK	TB516 TB598 TB598S	
LOADER	 MOTOR WHEEL LOADER	TL528 TL535S+ TL538S+ TL559S+ TB516 TB596 (WINTER) TB598S TM518	TL516 TL520 TL612
	 WHEEL DOZER	TL528 TL538S+ TL559S+ TB516	TL502 TL508 TL516 TL612
	 GRADER	TB515 TB536 TB596 (WINTER)	TL508
CRANE	 MOBILE CRANE	TB586 TB589	TL558 TL612

APPLICATION GUIDE CONTINUED

APPLICATION	EQUIPMENT	RADIAL	BIAS
MINING EQUIPMENT	 SURFACE MINING	TB526S TB599 TL588	
	 UNDERGROUND EQUIPMENT	TSMS TSMS+ TL538S+ TL559S+	L-5S
	 SCRAPER	TL568+ TB516	
LIFTING EQUIPMENT	 STRADDLE CARRIER	TL558S	TL510 TL612
	 CONTAINER FORK LIFT	TL558S	TL510 TL612
	 REACH STACKER	TL558S	TL510
SPECIALTY	 SAND VEHICLE		TR128 TRI39 TB812
	 COMPACTOR		TB812 TB822

ALPHABETICAL INDEX

L-5S UNDERGROUND MINING BIAS 37	TB589 MOBILE CRANE RADIAL 18	TL510 LARGE BIAS 31	TL588 SURFACE MINING RADIAL 24
TB515 SMALL RADIAL 2	TB596 SMALL RADIAL 6	TL516 SMALL BIAS 28	TL612 SMALL BIAS 30
TB516 SMALL RADIAL 3	TB598 LARGE RADIAL 14	TL520 LARGE BIAS 32	TM518 SMALL RADIAL 11
TB516S SMALL RADIAL 4	TB598S SMALL RADIAL 7	TL528 SMALL RADIAL 8	TR128 SPECIALIZED BIAS 33
TB526S LARGE RADIAL 12 SURFACE MINING RADIAL 22	TB599 SURFACE MINING RADIAL 23	TL538S+ SMALL RADIAL 9	TR139 SPECIALIZED BIAS 34
TB535S+ LARGE RADIAL 15	TB812 SPECIALIZED BIAS 35	TL558 SMALL BIAS 29	TSMS UNDERGROUND MINING RADIAL 20
TB536 SMALL RADIAL 5	TB822 SPECIALIZED BIAS 36	TL558S INDUSTRIAL RADIAL 19	TSMS+ UNDERGROUND MINING RADIAL 21
TB566S LARGE RADIAL 13	TL502 SMALL BIAS 26	TL559S+ SMALL RADIAL 10	
TB586 MOBILE CRANE RADIAL 17	TL508 SMALL BIAS 27	TL568+ LARGE RADIAL 16	



OTR Tire 30-Day Satisfaction Promise

Thank you for choosing Triangle Tire! We're so confident you will enjoy your new Triangle replacement tires that we back all Triangle OTR tires with a 30-day no hassle satisfaction promise. If you're not 100% satisfied, just bring the tires and original sales receipt back to the place of purchase within 30 days of your purchase, we will gladly exchange your tires for a full refund.

1. Satisfaction promise only applies to Triangle OTR tires purchased from authorized Triangle Tire Dealers.
2. Satisfaction promise does not apply to exchanged tires that were provided under this program.
3. Tires damaged due to misuse or misapplication, road hazards or mechanical problems related to the equipment, are excluded from satisfaction promise.

Off-the-Road Tire LIMITED MANUFACTURER'S WARRANTY

LIMITED WARRANTY

This Limited warranty applies to the original purchaser of new Triangle Off-The-Road (OTR) tires sold by Triangle Tire USA (Triangle). An eligible tire that becomes unusable for any reason within the manufacturer's control will be replaced with an equivalent new tire on the basis set forth in this Limited Warranty.

WHO IS ELIGIBLE FOR WARRANTY COVERAGE

You are eligible for the benefits of this warranty if you meet all the following criteria:

- You are the original owner of a new Triangle OTR tire.
- Your Triangle OTR tires are not branded "NA" (Not Adjustable).
- Your Triangle OTR tire has been used in accordance to the vehicle manufacturer's specifications or Triangle's recommendations.

WHAT IS COVERED UNDER THIS WARRANTY

Triangle OTR tires covered by this warranty that become unserviceable due to conditions within the manufacturer's control during the life of the original usable non-skid tread will be reimbursed to the owner on a prorated basis. The tire will be considered fully worn out and no longer eligible for warranty

consideration when the remaining non-skid is at 10% remaining of the original usable non-skid or five (5) years from the date of purchase (purchase receipt required) or serial number date code will be used.

- A. The Triangle tire in question must be replaced with a comparable new Triangle tire by an authorized Triangle OTR tire dealer.
- B. Non-Adjustable (stamped on tire), retreads or field / road hazard tires are specifically excluded.

HOW TO CALCULATE THE PRORATED AMOUNT

The replacement price will be calculated by multiplying the current Triangle dealer selling price by the percentage of usable original remaining non-skid tread at the time of adjustment. You pay for mounting, balancing and any other applicable taxes and fees for the comparable new Triangle replacement tire.

WHAT THIS WARRANTY DOES NOT COVER

1. Tires purchased and normally used outside the United States and Canada.
2. Tires purchased as used.
3. Tires which are misapplied due to improper fitment, insufficient speed rating, or load index, or undersized or oversized tires, use of an improper wheel, tire chain damage, misuse, tire spinning, negligence, tire alteration, or for racing or competition purposes.
4. Damage from incorrect mounting or dismounting of the tire, incorrect application, water or other material trapped inside the tire during mounting or failure to balance the tires.
5. Tire damage due to field/road hazards, including, without limitation, puncture, cut, impact break, stone drilling, bruise, bulge, snag, etc.
6. Insufficient or improper maintenance, including, without limitation: wheel misalignment, worn suspension components, tire/wheel assembly imbalance, or other vehicle conditions, defects, or characteristics.
7. Tire damage due to contamination or degradation by petroleum products or other chemicals, fire or other externally generated heat, or water or other material trapped inside the tire during mounting or inflation.
8. Accident, chemical corrosion, tire alteration, willful abuse, or vandalism.
9. Rapid treadwear or wear-out.
10. Tires with weather cracking.
11. Tires with unapproved sealant, balance, or other filler material that was not originally applied or inserted by the tire manufacturer.
12. Tires improperly repaired or with repairs not conforming to U.S. Tire Manufacturers Association standards, or with section repairs.

13. Cost of mounting and balancing service.
14. Tires affected by flat spotting caused by brake lockup, improper transport, or storage.
15. Premature or irregular wear due to vehicle mechanical deficiencies.
16. Any tires worn beyond 10% remaining non-skid tread.
17. The cost of applicable federal, state, and local taxes.
18. Failure to follow any of the safety and maintenance recommendations or warnings contained in this publication.
19. Tire branded or marked "Non-Adjustable" (N /A) or previously adjusted.
20. Loss of time or use, inconvenience, or any incidental or consequential damages.
21. Tires older than five (5) years from date of purchase (purchase receipt required) or serial number date code will be used.

TO OBTAIN WARRANTY COVERAGE

- a. You must present the tire to be adjusted to a current Triangle OTR Tire Dealer. You may find an authorized Triangle OTR tire dealer by calling our customer service department at 615-610-5050 for help, or you can visit www.triangletireus.com and check our dealer locator to find the closest dealer. Tires replaced on a warranty basis become the property of Triangle Tire USA.
- b. Submitter must pay for taxes, fees or any additional services ordered at the time of warranty adjustment.
- c. Triangle Tire claims should be submitted on our claim form (supplied by the Triangle OTR Tire Dealer) filled out and signed by you, the owner of the tire presented for adjustment.

FOR SERVICE ASSISTANCE OR INFORMATION

1. Please contact the nearest authorized Triangle OTR Tire Dealer first.
2. If additional assistance is required:
 - Visit our website at www.triangletireus.com.
 - E-mail Triangle Customer Service: customerservice@triangletireus.com
 - Feel free to call us at **615.610.5050** or if you prefer:
 - Write to: **Customer Service**
Triangle Tire USA
117 Seaboard Lane, SUITE F100
Franklin, TN 37067

SAFETY WARNINGS

Serious injury or property damage may result from:

- TIRE FAILURE DUE TO UNDERINFLATION / OVERLOADING.
- TIRE FAILURE DUE TO EXCESSIVE HIGH SPEED.
- EXPLOSION OF TIRE/ RIM ASSEMBLY DUE TO IMPROPER MOUNTING.
Only specially- trained persons should mount tires.
- FAILURE TO MOUNT TIRES ON APPROVED RIMS.
- FAILURE TO DEFLATE SINGLE OR DUAL ASSEMBLIES COMPLETELY BEFORE DISMOUNTING.
- WELDING, BRAZING OR USING ANY TYPE OF HEAT SOURCE ON A MOUNTED TIRE / WHEEL ASSEMBLY.
- TIRE SPINNING. On slippery surfaces such as snow, mud, ice, etc., do not spin tires. Personal injury and severe damage may result from excessive wheel spinning, including tire disintegration or axle failure.

YOUR LEGAL RIGHTS

THIS LIMITED WARRANTY IS THE ONLY EXPRESS WARRANTY GIVEN BY TRIANGLE. TRIANGLE DOES NOT MAKE ANY OTHER EXPRESS WARRANTY, INCLUDING WITHOUT LIMITATION THE IMPLIED WARRANTIES OF MERCHANTABILITY OR FITNESS FOR A PARTICULAR PURPOSE (WHICH ARE EXPRESSLY DISCLAIMED). TRIANGLE DOES NOT AUTHORIZE ANY OTHER PERSON, INCLUDING AUTHORIZED TRIANGLE DEALERS OR VEHICLE DEALERS, TO CHANGE THIS WARRANTY OR CREATE ANY OTHER OBLIGATION IN CONNECTION WITH TRIANGLE TIRES. THE RIGHTS AND REMEDIES AVAILABLE ARE LIMITED TO THOSE RIGHTS AND REMEDIES STATED IN THIS LIMITED WARRANTY. ALL OTHER REMEDIES ARE EXCLUDED. IN NO EVENT SHALL TRIANGLE BE RESPONSIBLE FOR ANY CONSEQUENTIAL, INCIDENTAL OR SPECIAL DAMAGE(S) IN CONNECTION WITH A TRIANGLE TIRE, WHETHER FOR BREACH OF THIS LIMITED WARRANTY, OTHER CONTRACT BREACH, NEGLIGENCE OR OTHER TORT, OR ANY STRICT LIABILITY THEORY.

Some states do not allow the exclusion or limitation of incidental or consequential damages, so the above exclusion may not apply to you. This warranty gives you specific legal rights and you may also have other rights which vary from state to state.



TRIANGLE TIRE USA

117 SEABOARD LANE, STE F100

FRANKLIN, TN 37067

CUSTOMERSERVICE@TRIANGLETIREUS.COM

1.888.847.3745

WWW.TRIANGLETIREUS.COM