

BRIDGESTONE

OFF-THE-ROAD TYRES FOR LIEBHERR

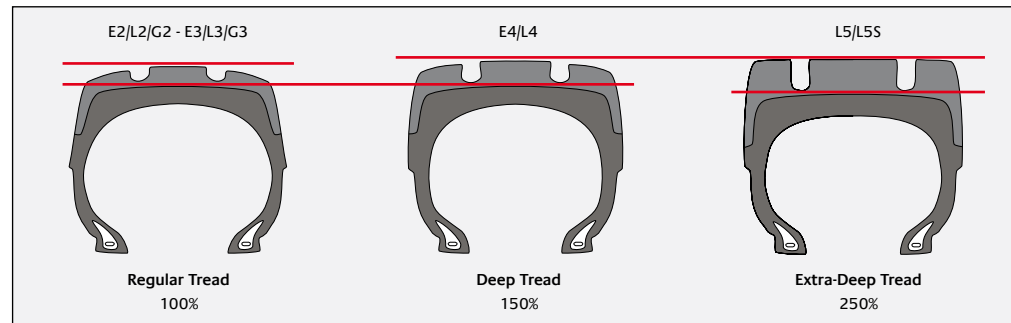


 Compact & Medium Loaders 4 - 9

 Excavators 10

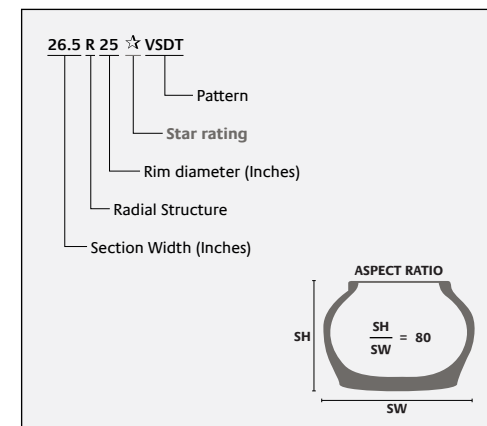
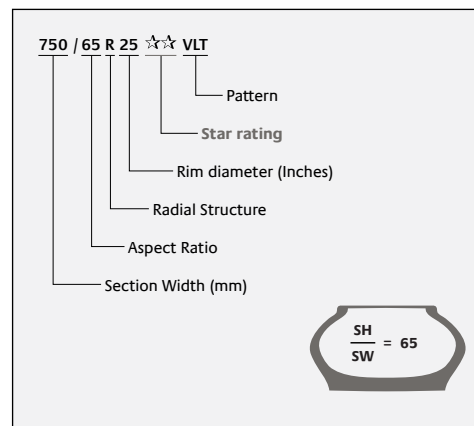
 Mobile Cranes 11

Tyre tread classification by TRA





65" series benefits / purpose -vs. 80"

Lower ground pressure for better flotation on muddy and soft ground, and reduced ground damage.



Legend

 Bridgestone tyre is homologated by Liebherr for related machine but might not be listed in Liebherr product documentation. Please contact the appropriate Liebherr account coordinator.

 Bridgestone tyre is available for related machine as replacement but not homologated as OE fitment.



Pattern				DURAFORCE UT	VUT	VSW	VJT
Tread depth				Standard	Standard	Standard	Standard
Characteristics				Economical radial	Economical radial	Snow operation	High total performance
Recommended ground surface							
Machine Model	Tyre Size	Front kPa	Rear kPa	L2	L2	L2	L3
L524	17.5 R25	450	350			*	*
	20.5 R25	450	350			MS	*
	550/65R25	350	300				
L526	17.5 R25	450	350			*	*
	20.5 R25	450	350			MS	*
	550/65R25	375	350				
L538	20.5 R25	450	350			MS	*
	650/65 R25	400	300				
L546	20.5 R25	450	350			MS	*
	650/65 R25	400	320				
L550 XPower®	23.5 R25	450	350			MS	*
	750/65 R25	400	300				
L556 XPower®	23.5 R25	450	350			MS	*
	750/65 R25	400	300				
L566 XPower®	26.5 R25	450	350				*
	750/65 R25	400	300				
	775/65 R29	400	300				
L576 XPower®	26.5 R25	450	350				*
	750/65 R25	470	350				
	775/65 R29	400	300				
L580 XPower®	26.5 R25	450	350				*
	750/65 R25	500	350				
	775/65 R29	400	300				
L586 XPower®	29.5 R25	500	350				*

VTS	VLT	VSNT	VLTS	VSDT	VSDL	VSDR	VSMS
Standard	Standard	Deep	Deep	Extra-Deep	Extra-Deep	Extra-Deep	Extra-Deep
High total performance	Flotation on muddy surface	Traction	Traction	Traction	Rock	Rock	Smooth
L3	L3	L4	L4	L5	L5	L5	L5S
					* / **	**	**
	MS		MS		* / **	**	
*					* / **		**
	MS		MS		* / **	**	
*							
	MS		MS		* / **	**	
*							
	MS		MS		* / **	**	
*							
	MS	MS / **			* / **	* / **	**
*							
*							
	MS	MS / **			* / **	* / **	**
*							
*							
		MS / **			* / **	* / **	

Star Rating (*): Indicates the load capacity of a radial tyre at a given inflation pressure.

Multiple Star (MS) Rating: This refers to Bridgestone radial tyres with both markings "LOADER & DOZER * (one star)" and "EARTHMOVING ** (two star)". Those tyres can be used for both applications under their specific related load capacity and speed, meaning * (one star) is applicable on LOADER & DOZER and ** (two star) is applicable on ARTICULATED DUMP TRUCK.

The indicated air-pressures are the Liebherr recommendation for standard machines. For any clarification or advice on suitable pressures for non-standard or additional application, please contact your Bridgestone representative.



DURAFORCE UT L2



Designed for backhoe loaders and compact wheeled loaders operating in severe working conditions that require traction as well as good grip on hard surfaces. Special compounds in the tyre-pattern and sidewall make the Duraforce Utility cut and puncture resistant. Long tyre-life.

VSW L2



Tyre developed for machines employed in snow clearance work. It has excellent traction as well as excellent cornering and braking performance, especially on icy, packed or soft snow surfaces. It also provides all season services.

VTS L3



This new generation of tyre offers an exceptional stability with its wider contact surface, a superior driving comfort, an optimum traction and selfcleaning.

VSNT L4



Deep tread tyre suitable for tough quarry, mining or handling sites. It provides optimum traction without compromising the tread life and the riding comfort.

VSDT L5



Extra deep tyre, excellent for most severe quarry face operations where traction is of utmost importance. It maintains a high traction level even when it is 75% worn. Designed to optimise traction and reduce tread and sidewall cuts, resulting in a longer tyre life.

VSDR L5



Extra deep rigid pattern for the most extreme operations. The high-volume, long-life tread and superior construction result in superior cut resistance and long tyre-life. Specially designed sidewall provides extended protection from cutting.

VUT L2



Superior traction, excellent selfcleaning and flotation. Perfect for general light applications.

VJT L3



Offers great productivity value thanks to its low vibration level, high stability and good soil traction. It meets the needs of the tough working conditions required by today's quarrying and construction industries.

VLT L3



Suitable on wet, soft and muddy surfaces with excellent manoeuvrability, traction and flotation. It offers a comfortable ride due to its superb stability.

VLTS L4



Particularly suitable for rocky and abrasive conditions with superior traction, even in muddy conditions. It also offers good handling and comfort on hard packed surfaces. It has a long tread life and an excellent cut resistance.

VSDL L5



Extra deep tread designed for severe and rocky surfaces guarantees good traction, stability and a comfortable ride. The VSDL is perfect for heavyduty operations in open pits, quarries and underground mines. The sidewall provides extended protection from cutting.

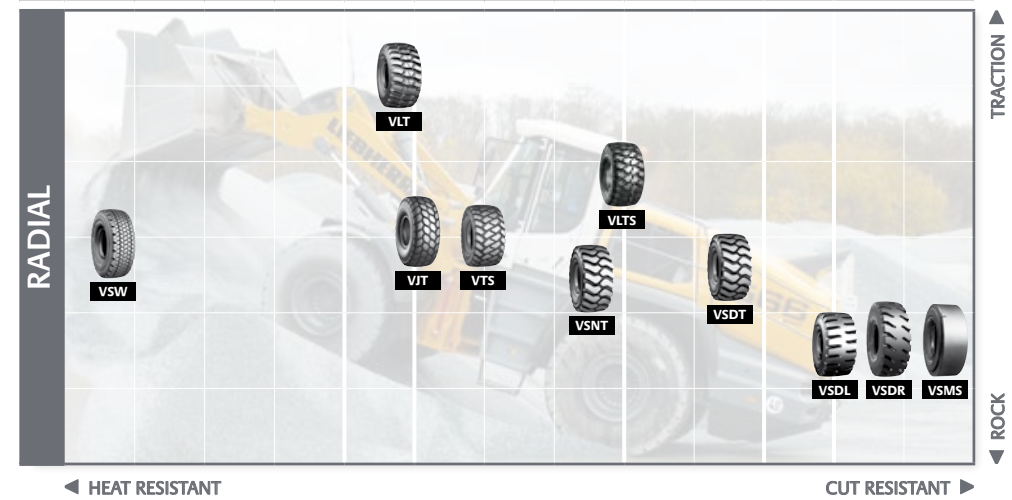
VSMS L5S



Smooth extra deep tread tyre (L5S) designed for operations on severe rocky surfaces and in underground mines, open pits and quarries. Its special compound ensures a maximum resistance to cutting and wearing.

Application

APPLICATION	Snow clearance	Public works	Road building	Aggregate-gravel & sand pits	Aggregate-quarries	Mining	Industrial usage	Recycling & waste
TRA		L2	L3	L3 & L4	L4 & L5	L5	L5R & L5S	





Pattern		FG BIAS		RL BIAS	
Tread depth		Standard		Standard	
Characteristics		Traction		Rock	
Recommended ground surface					
Machine Model	Tyre Size	kPa			
AGS 3A	A314	10.00 -20	700	14PR	
	A316	10.00 -20	700	14PR	
	A900 C	10.00 -20	700	14PR	
	A900 C ZW	10.00 -20	700-800	14PR (outside)	14PR (inside)
	A904 C	10.00 -20	700	14PR	
	A914C	10.00 -20	700	14PR	
	A924 C	11.00 -20	700	16PR	
AGS 3B/4	A914 Compact	10.00 -20	700	14PR	
	A918 Compact	10.00 -20	700	14PR	
	A922 Rail	10.00 -20	700-800	14PR (outside)	14PR (inside)
	A924 Rail	10.00 -20	700-800	14PR (outside)	14PR (inside)
	A914	10.00 -20	700	14PR	
	A916	10.00 -20	700	14PR	
	A918	10.00 -20	700	14PR	
	A920	10.00 -20	700	14PR	
A924	11.00 -20	700	16PR		

Star Rating (*): Indicates the load capacity of a radial tyre at a given inflation pressure.

Multiple Star (MS) Rating: This refers to Bridgestone radial tyres with both markings "LOADER & DOZER ★ (one star)" and "EARTHMOVING ★★ (two star)". Those tyres can be used for both applications under their specific related load capacity and speed, meaning ★ (one star) is applicable on LOADER & DOZER and ★★ (two star) is applicable on ARTICULATED DUMP TRUCK.

The indicated air-pressures are the Liebherr recommendation for standard machines.
For any clarification or advice on suitable pressures for non-standard or additional application, please contact your Bridgestone representative.



FG

Its separate lugs are tapered for greater traction and self cleaning, resulting in an easier drive through heavy dirt and mud.



RL

Regular tread type designed with special compounds for operations on rock, coal and earth. Good resistance to cutting, wearing and overheating.



Pattern		VHS2		VHS		VSW	
Tread depth		Standard		Standard		Standard	
Characteristics		High total performance		High total performance		Snow operation	
Recommended ground surface							
Machine Model	Tyre Size	kPa		Crane Tyre	Crane Tyre		
LTM-Series	385/95 R25	900		170F	170E		
	445/95 R25	900	174F	177E	177E		
	525/80 R25	700		176F			

The indicated air-pressures are the Liebherr recommendation for standard machines.
For any clarification or advice on suitable pressures for non-standard or additional application, please contact your Bridgestone representative.

VHS2

HIGHWAY



Engineered to perform over a wide variety of surface conditions: from road to rough terrain, combining outstanding traction and high-speed stability with light-weight and low-noise operation.

VHS

HIGHWAY



Suitable for all terrain cranes. Excellent performance especially for high speed service (on-road condition). Extra long life and low noise level.

VSW

HIGHWAY



Tyre developed for machines employed in snow clearance work. It has excellent traction as well as excellent cornering and braking performance, especially on icy, packed or soft snow surfaces. It also provides all season services.

BRIDGESTONE BELUX NV/SA

Kleine Kloosterstraat 10 - 1932 Zaventem, België

RCS Mechelen n. 0404.954.610

www.bridgestone.be

BRIDGESTONE NEDERLAND B.V.

Verryn Stuartlaan 44 - 2288 EN Rijswijk, Nederland

K.v.K 20079162

www.bridgestone.nl



The information contained in this publication is for guidance purposes only. Whilst every effort has been made in its production, no responsibility can be accepted for any loss or damage arising from any undetected error. Any data supplied is subject to possible revision following the date of publication. Realisation: Unides • BS OTR BSEU - 02 / 16 - 1004306