

# CHOOSE THE TIRE THAT FITS YOUR NEEDS

MICHELIN® HAS THE RIGHT TIRE FOR YOUR CONDITIONS:

RIGID DUMPERS 49"



NEED FOR TRACTION



MICHELIN® XDGRIP A4\*\*\*



MICHELIN® XDGRIP B4\*\*\*



MICHELIN® XDGRIP B\*\*\*



MICHELIN® XDR®3 A\*\*\*



MICHELIN® XDR®3 B4\*\*\*

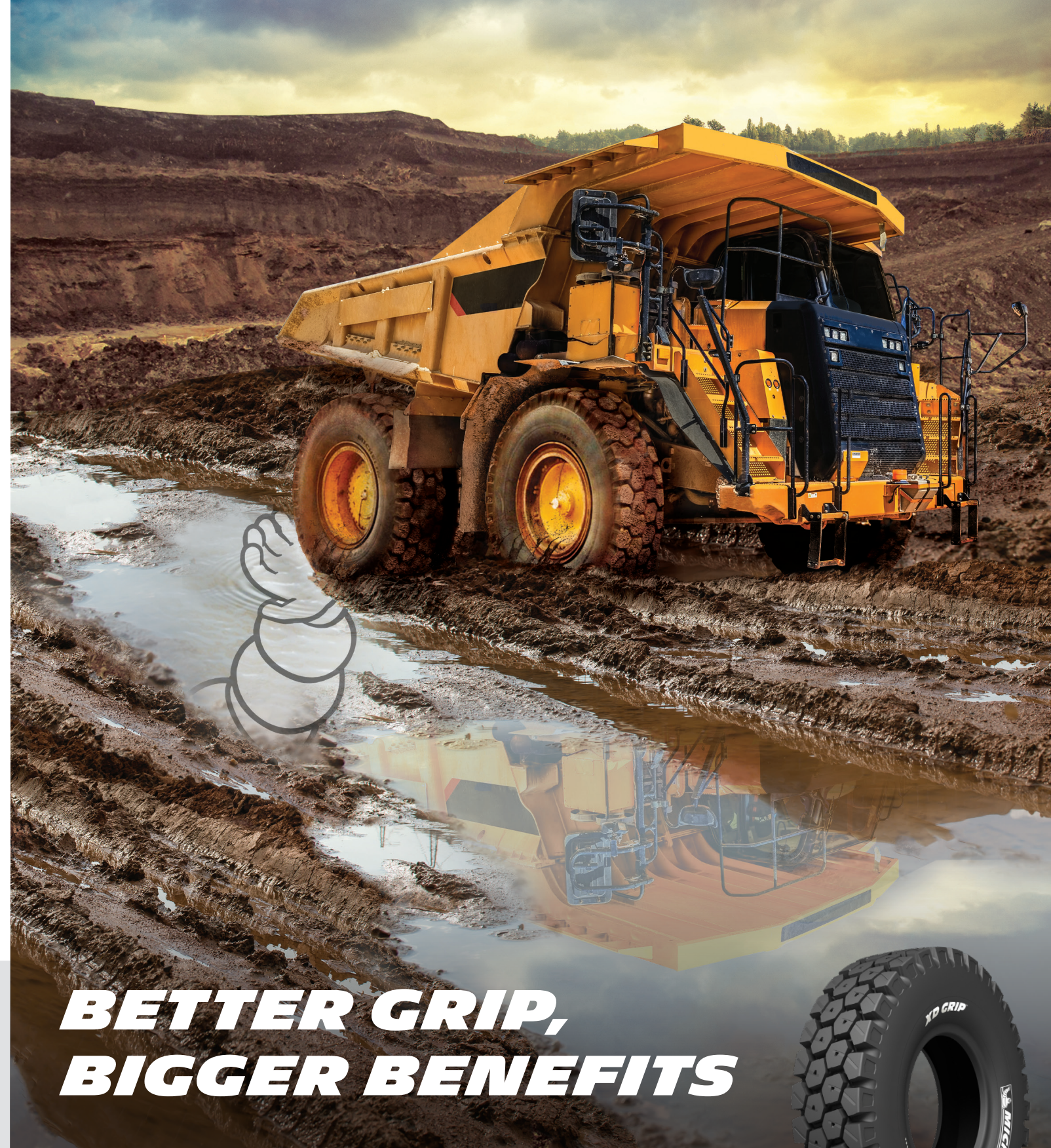


MICHELIN® XDR®3 B\*\*\*

## THE MICHELIN® XDGRIP 27.00R49

- 27.00R49 Michelin® XDGRIP B E4R TL\*\*\* 047262
- 27.00R49 Michelin® XDGRIP B4 E4R TL\*\*\* 349151
- 27.00R49 Michelin® XDGRIP A4 E4R TL\*\*\* 527661

[www.michelinearthmover.com](http://www.michelinearthmover.com)



# BETTER GRIP, BIGGER BENEFITS



## THE MICHELIN® XDGRIP 27.00R49 TIRE

Extract Materials in Muddy, Loose Ground  
or Heavy Rain Conditions

[www.michelinearthmover.com](http://www.michelinearthmover.com)







# BETTER GRIP, BIGGER BENEFITS

THE MICHELIN® XDGRIP 27.00R49 TIRE OFFERS BIG BENEFITS THAT ALLOW YOUR MACHINES TO **GET THE JOB DONE, NO MATTER WHAT.**



## GET UNSTOPPABLE GRIP CAPABILITIES

30% more lug edges<sup>1</sup> help provide unstoppable grip in muddy or loose conditions



MICHELIN® XDGRIP




MICHELIN® X-TRACTION™




## RESIST AGGRESSION FROM HIDDEN OBSTACLES<sup>2</sup>

New design offers larger contact patch, extra protection and more tread volume




MICHELIN® XDGRIP



MICHELIN® X-TRACTION™

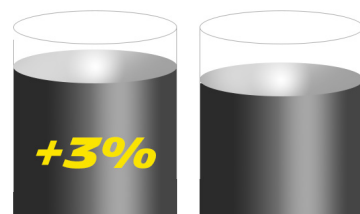
### LARGER CONTACT PATCH<sup>1</sup>

Creates better tire pressure distribution to fight aggression from hidden obstacles



### NEW SUPPORT BRIDGES

Protects tire casing from impact



MICHELIN® XDGRIP

MICHELIN® X-TRACTION™

### MORE TREAD VOLUME<sup>3</sup>

3% more volume of tread rubber for extra protection



## CHOOSE YOUR BENEFIT: EXTRA LOAD, EXTRA LIFE OR EXTRA SPEED



## MORE LIFE

Get 10% longer tire life<sup>1</sup> thanks to:

- Redesigned shape of lug blocks
- 3% more rubber to be worn<sup>2</sup>
- New support bridges that reduce movement in lug blocks and slow wear rate



## MORE LOAD

Get 10% higher payload<sup>3</sup> due to three-star (30-ton) rating

- Reinforced casing offers 10% higher load-carrying capacity<sup>3</sup>
- Puncture resistance allows the tire to carry more load at a lower PSI



27.25 TONS  
94 PSI X-TRACTION



30 TONS  
109 PSI - XDGRIP

10% INCREASE IN PAYLOAD



## MORE SPEED

Get more distance in an hour<sup>4</sup>

- Cooler running tire<sup>5</sup> offers 10% more TKPH



<sup>1</sup>Compared to MICHELIN® X-TRACTION tires in \*\* usage tires in size 27.00R49, and based on field test measurements and FARO-method measurements certified by the Michelin® Center of Technology. Actual results may vary.  
<sup>2</sup>Compared to the MICHELIN® X-TRACTION 27.00R49 tire. Actual results may vary.  
<sup>3</sup>Compared to MICHELIN® X-TRACTION \*\* tire in size 27.00R49. (Source: 2017 MICHELIN Earthmover Technical Databook).  
<sup>4</sup>Compared to MICHELIN® X-TRACTION tires in size 27.00R49. Actual results may vary. (Source: 2017 MICHELIN Earthmover Technical Databook).  
<sup>5</sup>Compared to the MICHELIN® X-TRACTION™ 27.00R49 tire.



<sup>1</sup>Compared to the MICHELIN® X-TRACTION tire in size 27.00R49, and based on internal measurement results. Actual results may vary.  
<sup>2</sup>Compared to MICHELIN® X-TRACTION. Actual results may vary.  
<sup>3</sup>Compared to the MICHELIN® X-TRACTION 27.00R49 tire. Actual results may vary.